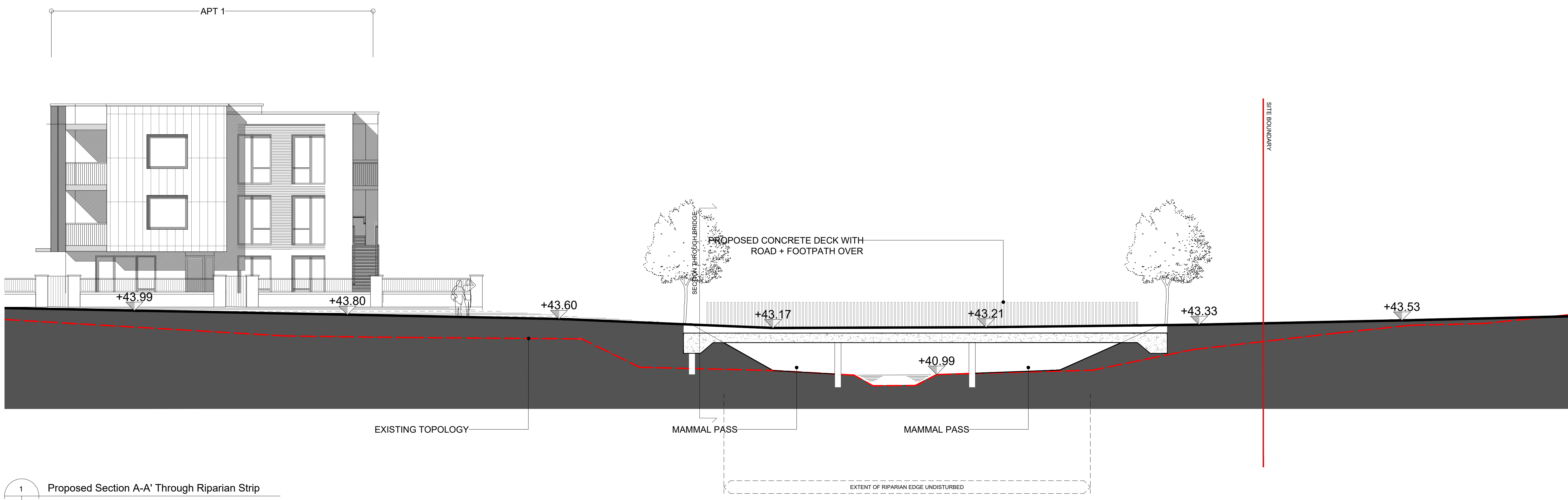
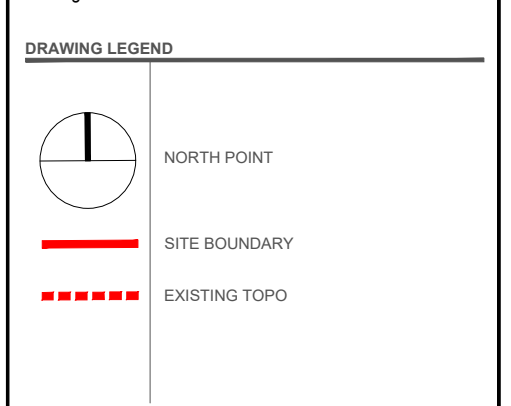
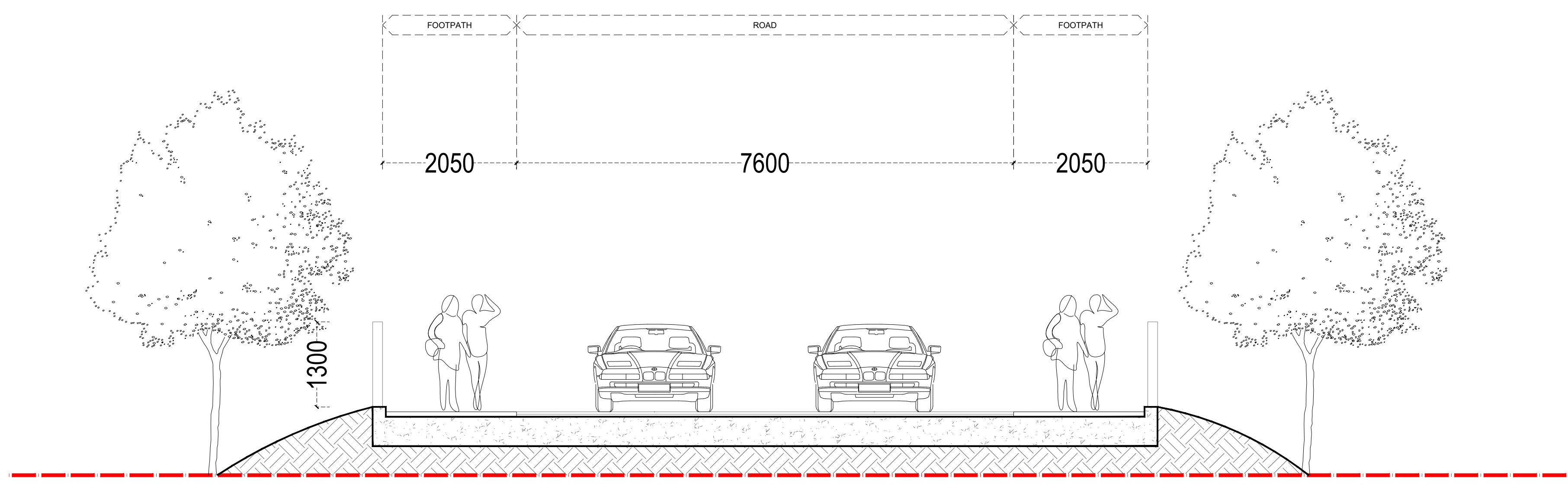


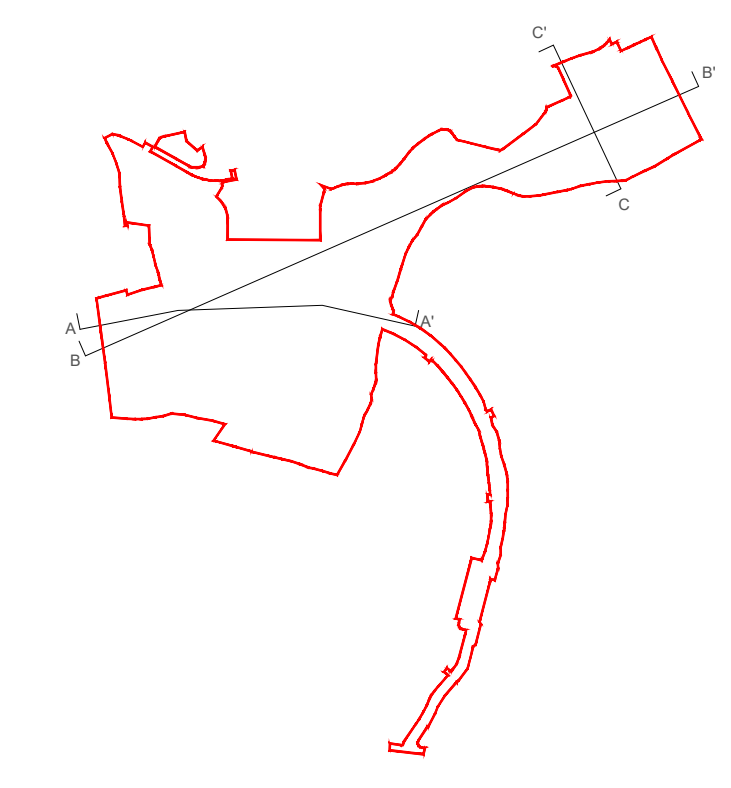
Notes:
 Do not scale from this drawing. Use figured dimensions in all cases. Vary dimensions on site and report any discrepancies to the architect immediately. This drawing is the result of consultation with the architect's specification. Fire Certificate, LDC, other compliance based drawings and reports. Contractor is responsible for:
 1. All dimensions, quantities and performance requirements to be confirmed on site.
 2. All information that pertains solely to the fabrication processes or to the techniques of construction.
 3. All coordination of the work of all trades.
 4. All compliance with the contract documents.
 © This drawing is copyright and may only be reproduced with the architect's permission.



1 Proposed Section A-A' Through Riparian Strip
 1:100



2 Section Through Proposed bridge
 1:50



3 Section Keymap
 NTS

REV	DATE	BY	DESCRIPTION
P03	27.01.21	LB	Issued for Planning
P02	08.12.20	LB	Issued for Planning
P02	20.06.11	JT	Issued For Review
P01	31.03.20	LB	Issued for Information

reddy architecture + urbanism
 Reddy Architecture + Urbanism
 41 Dean Street,
 Kilsenny,
 R55 P291
 T: +353 (0)56 7782697
 W: www.reddyarchitecture.com
 E: info@reddyarchitecture.com

Client Details:
 AXIS Construction

Project Details:
 Proposed Residential Development
 at Clonattin, Gorey

Drawing Title:
 Proposed Site Section A-A
 Sheet 2 of 2

Job No:	Date:	Scale@A3:
P19-147K	November 2020	1:100-1:50
Status:	Drawn By:	
03: Design Development	JT	
Purpose:	Checked By:	
Planning	Mk	
Drawing Number:	Revision:	
P19-147K-RAU-XXX-XXDR-A-33101	P03	